




MixRite™


AGRICULTURE | GREENHOUSE | LANDSCAPE



DEMA®



MixRite
Fertilizer & Chemical
proportional water
driven injectors, with no
other energy required



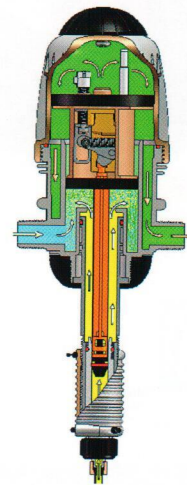
MixRite™ Injectors

A step up from

Applications

Fertigation
Chlorination and acidification
Water additives
pH and EC control

Different Models



**Standard
Perfect Blending**

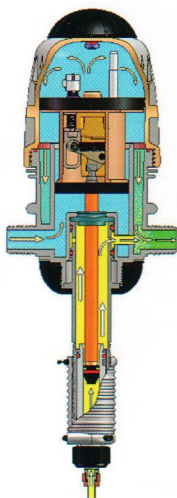


How does it work?


- Positive displacement water driven injector
- Solution is added in proportion to water flow for accurate mixing
- Adjustable injection rate
- Constant concentration of additive regardless of flow or pressure
- No wasted water
- No electricity
- Higher flow rate, less friction loss and longer life than other comparable models

the past

Different Methods



**Internal Bypass
Chemical Resistant & Compact**





MixRite Models

TF-5

- TF-5-001: Rate of additive: 0.1% to 1%
- TF-5-002: 0.2% to 2%
- TF-5-005: 1% to 5%
- Water pressure from 14.7 to 120 PSI (1-8 bar)
- Flow Rate from 0.1 to 22 GPM (0.2-5 m³/h)
- Weight: 13.2 Lbs (6.0 kg)
- Coupling: 1" or 32 mm
- 10% more flow than the competition**

TF-10

- TF-10-001: Rate of additive: 0.1% to 1%
- TF-10-002: 0.2% to 2%
- TF-10-005: 1% to 5%
- Water pressure from 14.7 to 120 PSI (1-8 bar)
- Flow Rate from 2 to 45 GPM (0.5-10 m³/h)
- Weight: 16.23 Lbs (7.38 kg)
- Coupling: 1.5" or 50 mm
- 25% more flow than the competition**

TF-25

- TF-25-001: Rate of additive: 0.1% to 1%
- TF-25-002: 0.3% to 2.5%
- TF-25-005: 1% to 5.5%
- Water pressure from 14.7 to 120 PSI (1-8 bar)
- Flow Rate from 9 to 110 GPM (2-25 m³/h)
- Weight: 46.42 Lbs (21.10 kg)
- Coupling: 2" or 63 mm
- 25% more flow than the competition**



Includes maintenance wrench for easy access and seal replacement



570-CW-AG / 571-CW-AG* / 2502/12502*

Rate of additive: 0.3% to 2%
 Water Pressure from 2.9 to 120 PSI (0.2-8 bar)
 Flow rate from 5.3 to 660 Gal/h (20-2500 l/h)
 Size: 56-18.5 cm (22" high x 7.27" wide)
 Weight: 4.22 Lbs (1.92 kg)
 Coupling: 3/4"



572-CW-AG / 573-CW-AG* / 2504/12504*

Rate of additive: 0.4% to 4%
 Water Pressure from 2.9 to 120 PSI (0.2-8 bar)
 Flow rate from 5.3 to 660 Gal/h (30-2500 l/h)
 Size: 56x18.5 cm (22" high x 7.27" wide)
 Weight: 4.22 Lbs (1.92 kg)
 Coupling: 3/4"



AgroRite

2" Water Treatment unit
 Water flow from 26gpm (.087m³/h) to 110gpm (25m³/h)
 Can be used with any 500 series units
 Specially designed for aggressive additives.
 Provides constant rate between 2" main line and 3/4" by pass line. (9:1)



574-CW-AG / 575-CW-AG* / 2510/12510*

Rate of additive: 3% to 10%
 Water Pressure from 2.9 to 120 PSI (0.2-8 bar)
 Flow rate from 13.3 to 660 Gal/h (50-2500 l/h)
 Weight: 4.22 Lbs (1.92 kg)
 Coupling: 3/4"



571-Green / 12500

Rate of additive: 0.2% fixed dosing
 Water Pressure from 2.9 to 120 PSI (0.2-8 bar)
 Flow rate from 5.3 to 660 Gal/h (20-2500 l/h)
 Weight: 4.22 Lbs (1.92 kg)
 Coupling: 3/4"



576IN/577IN*/2512IN/12512IN* 578IN/579IN* / 2514IN/12514IN*

Dosing By Internal Bypass
 Rate of additive: 0.3 to 2% / 0.4 to 4%
 Water Pressure from 5.3 to 120 PSI (0.2-8 bar)
 Flow rate from 26 to 660 Gal/h (100-2500 l/h)
 Weight: 4.22 Lbs (1.92 kg)
 Coupling: 3/4"



Standard models are supplied with a manual air release. The manual air release allows primary bleeding of air locked in the water supply lines.

*These models are equipped with On-Off mechanism which will shut down additive injection, allowing a continual water flow.



MixRite Models

568AG Model

Rate of additive: Fixed 0.8%

Water Pressure from 2.9 to 120 PSI (0.2-8 bar)

Flow rate from 5.3 to 660 Gal/h (20-2500 l/h)

Size: 56-18.5 cm (22" high x 7.27" wide)

Weight: 4 Lbs (1.80 kg)

Coupling: 3/4"



- Designed for fixed dosing at the rate of 0.8%
- Ideal for fertilizer as well as vitamins and minerals in animal production
- Chemical resistant to withstand non corrosive sanitizers and mild acids that do not create heat
- Chemical resistant materials standard include EPDM seals, Hastelloy spring, Viton Extreme chemical piston spring

Chemical Resistant Options

569/570/572/574 CL Chlorination Models*

Water Pressure from 2.9 to 120 PSI (0.2-8 bar)

Flow rate from 5.3 to 660 Gal/h (20-2500 l/h)

Weight: 4.22 Lbs (1.92 kg)

Coupling: 3/4"



* Hastelloy springs and Viton extreme seals for chlorinated chemicals

569/570/572/574 PVDF Models**

Water Pressure from 2.9 to 120 PSI (0.2-8 bar)

Flow rate from 5.3 to 660 Gal/h (20-2500 l/h)

Weight: 4.84 Lbs (2.20 kg)

Coupling: 3/4"



** PVDF Body and components, Viton extreme seals, Hastelloy springs designed to survive aggressive chemical that contain chlorine and acids




MixRite[®] Mobile Cart System

Portable system for almost any MixRite model and additive container

- Holds 5 gallon container and can carry 250 lbs. yet narrow enough to go through standard width doors
- Pneumatic tires cushion ride over rough surfaces
- Can be ordered with any 500 series/11 GPM MixRite
- Included strap secures chemical container
- Includes six foot water supply hose, 25 foot discharge hose, On/off valve and water strainer
- Optional insulated ball valve or trigger spray gun available
- Standard unit has .2 to 2% MixRite with chemical on/off option

NEW : Available for TF5 units



571CSR with chemical shut off option

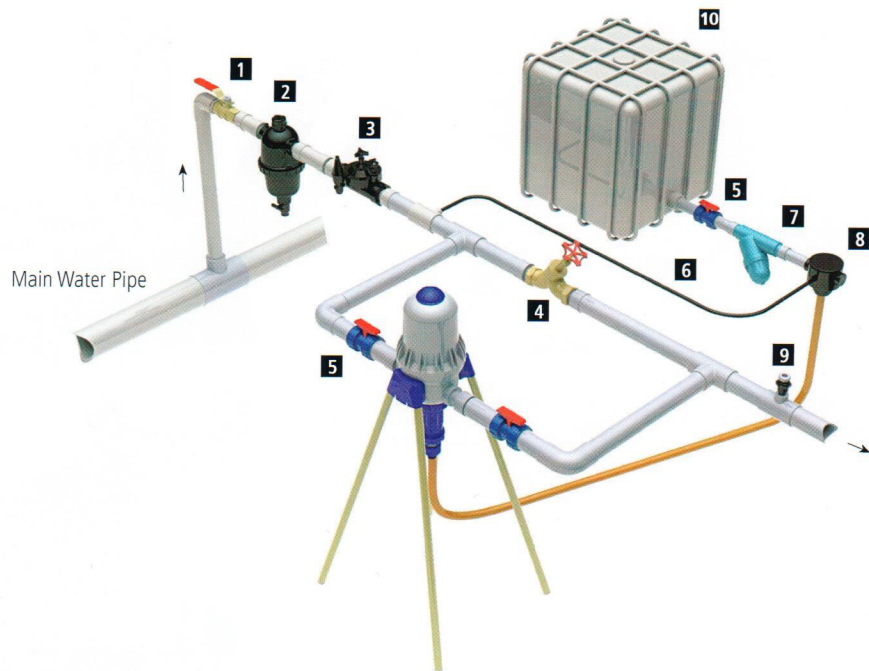



Recommended installations

All MixRites need to be installed in accordance with local plumbing codes which may require the use of approved back flow preventers

TF Model in Classic In-Line Installation

1. Main Water Valve
2. Main Water Filter - 120 Mesh Minimum
3. Pressure Reducing Valve
4. Pressure Gauge (recommended)
5. Anti Siphon Valve
6. Operation Valve
7. Fertilizer Solution Tank



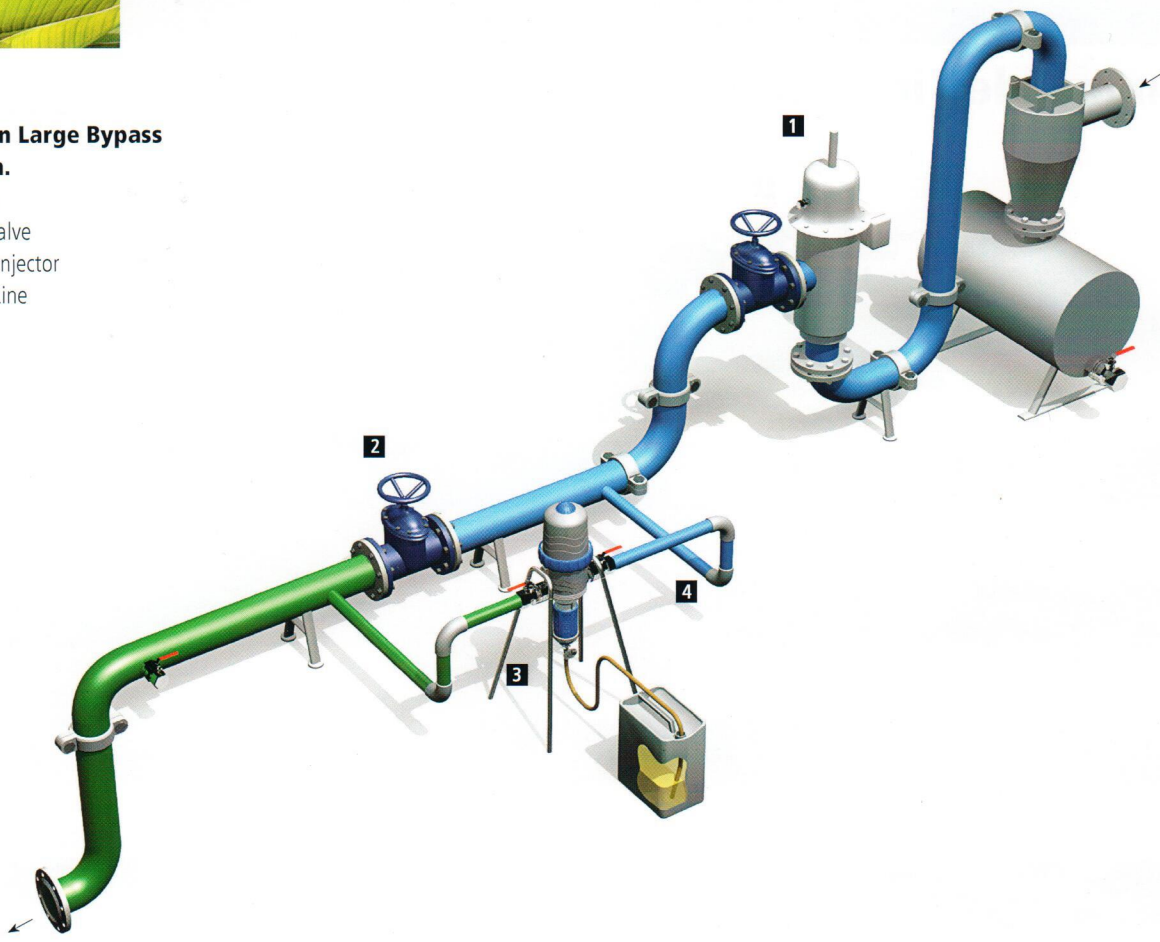
TF Model Bypass installation with Hydraulic Check Valve

1. Main Water Valve
2. Main Water Filter - 120 Mesh Minimum
3. Pressure Reducing Valve
4. Throttling Valve
5. Combined Union & Plastic Valve
6. 5/16" Command Line
7. Fertilizer Resistant Filter
8. Safety Normally Closed Hydraulic Valve
9. Anti Siphon Valve
10. Fertilizer solution tank



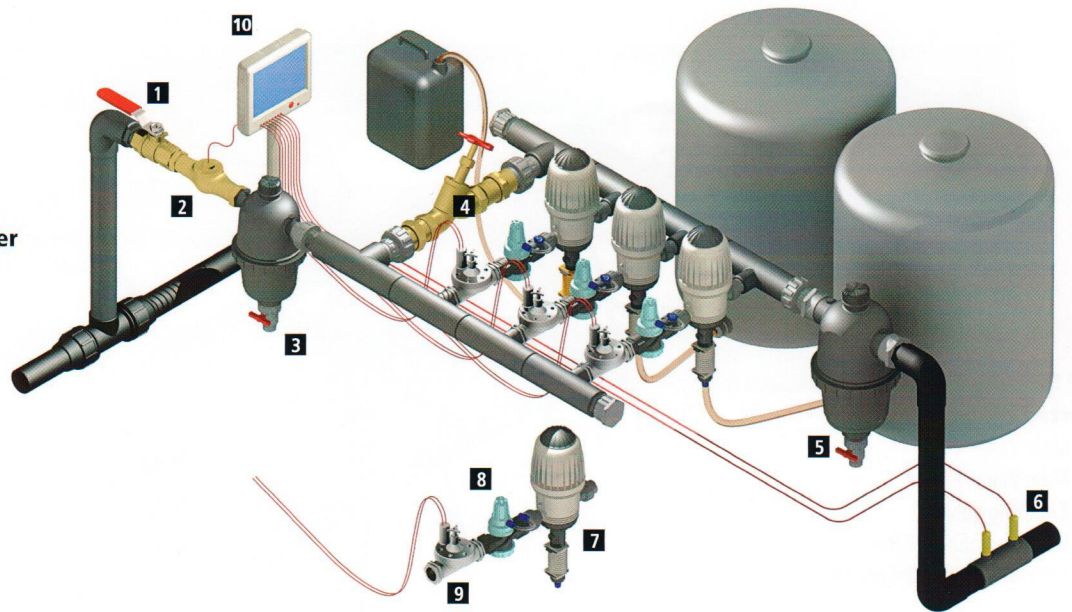
TF Model on Large Bypass Installation.

1. Main Valve
2. Chocking Valve
3. MixRite TF Injector
4. 2" Bypass Line



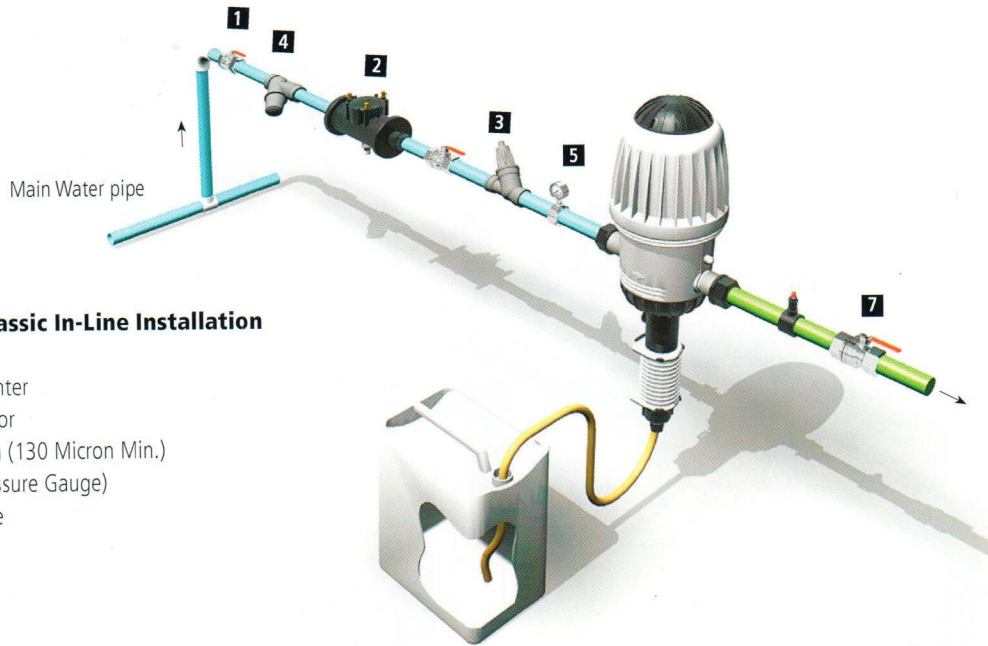
500 Series with EC/pH/ORP Controller in parallel installation

1. Main Water Valve
2. Main Water Meter
3. Main Water Filter - 120 Mesh Minimum
4. Throttling Valve
5. Mixing Tank (Empty Filter)
6. EC/pH Probes
7. MixRite Injector
8. FlowRite Regulator
9. Electric Valve
10. Irrigation Controller



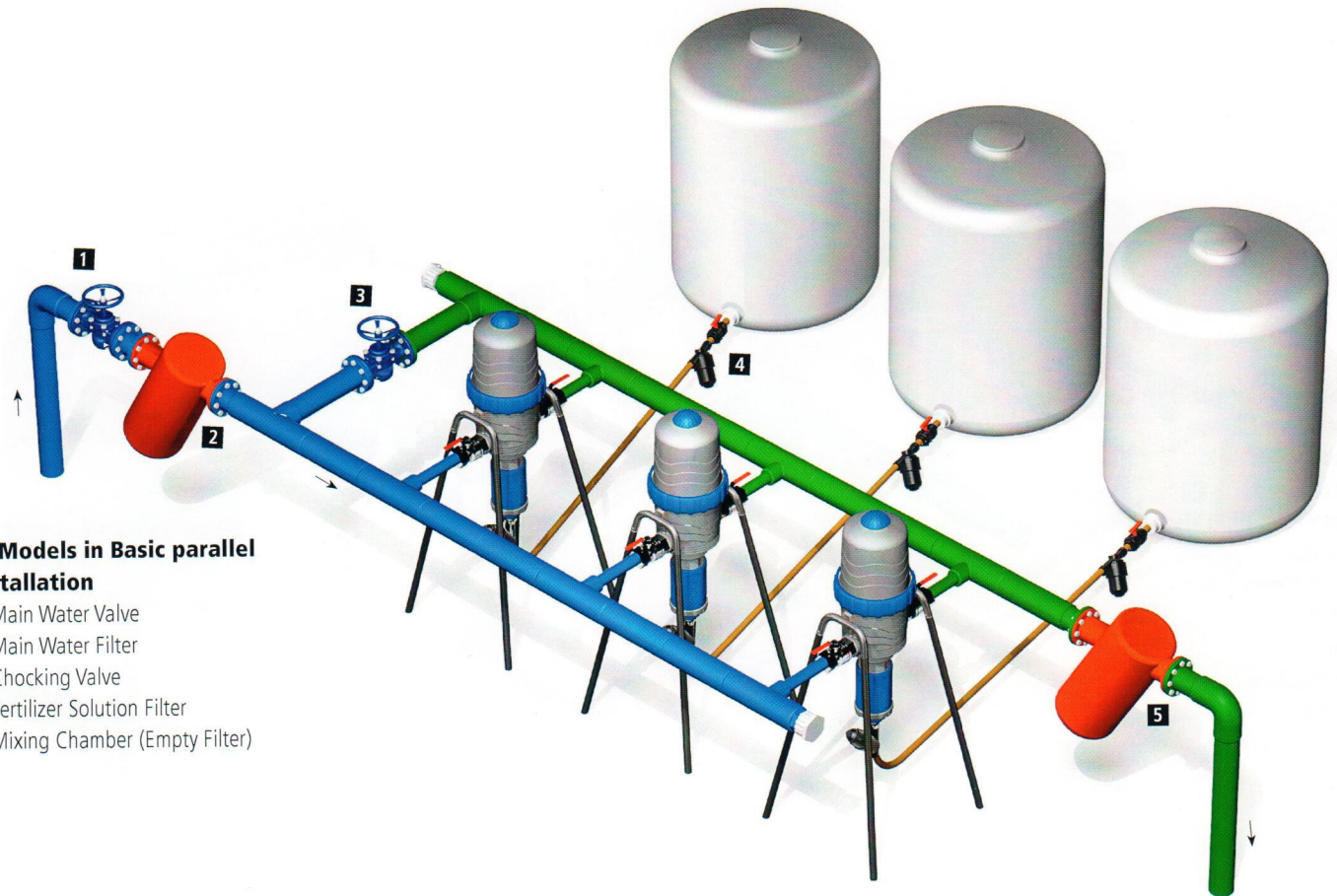


Recommended installations



500 Series in Classic In-Line Installation

1. Main Valve
2. Back Flow Preventer
3. Pressure Regulator
4. Filter - 120 Mesh (130 Micron Min.)
5. Manometer (Pressure Gauge)
6. Anti Siphon Valve
7. Operation Valve



TF Models in Basic parallel Installation

1. Main Water Valve
2. Main Water Filter
3. Chocking Valve
4. Fertilizer Solution Filter
5. Mixing Chamber (Empty Filter)

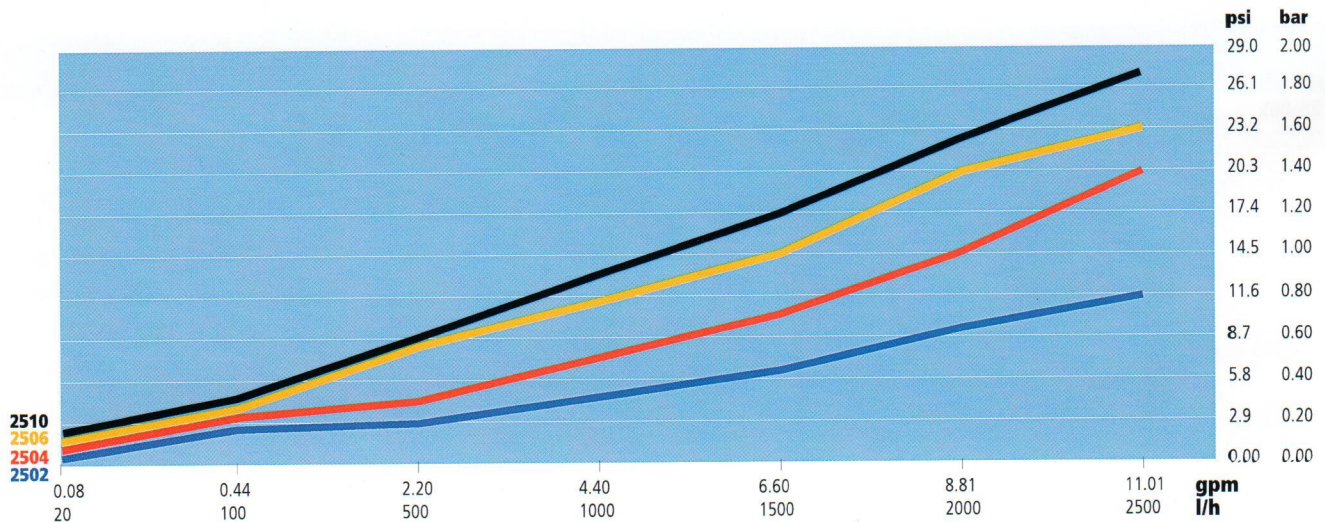
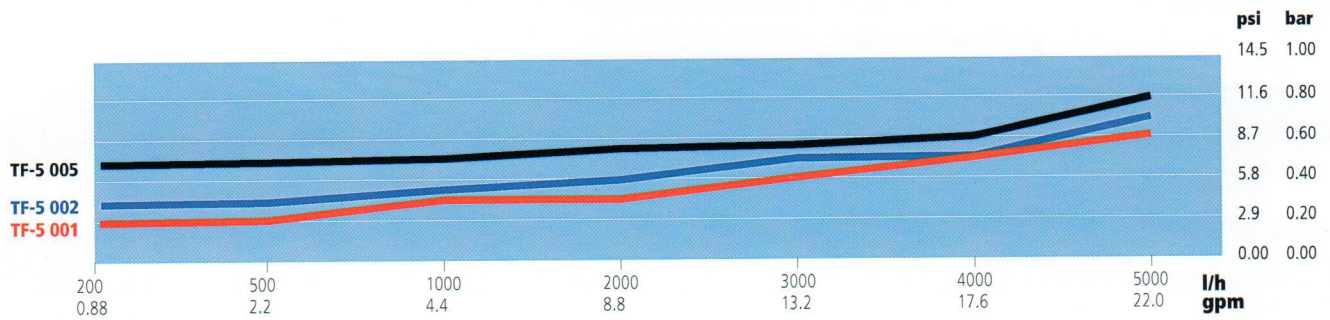
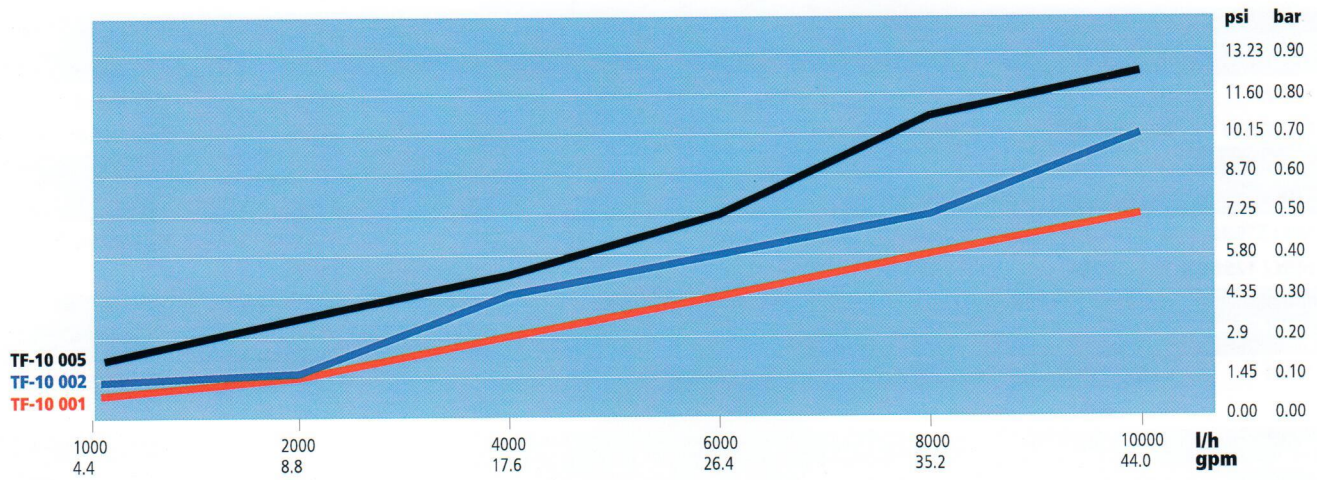
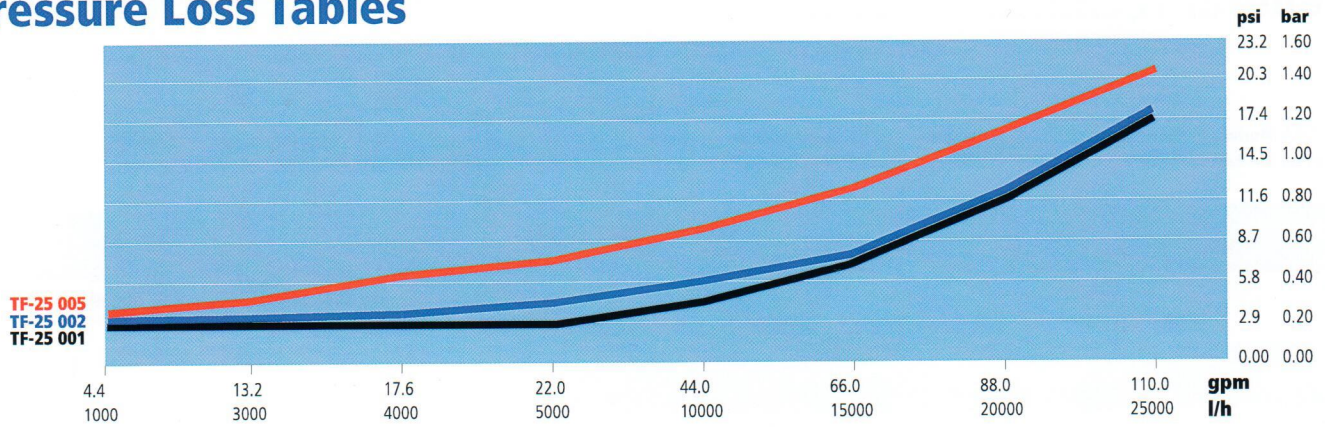


General Technical Information

DEMA Model TEFEN Models	Flow Rate Range	Pressure Range	Dosage Rate %	Ratio	Connectors Diameter Thread	Min - Max injection rate per hour	Remarks
568AG	0.088 - 11 gpm 20 - 2500 l/h	2.9 - 120 psi 0.2 - 8 bar	0.8% Fix	100:1 - 111:1	3/4"	5.3 gph 20 l/h	BSPT Thread
569	0.088 - 11 gpm 20 - 2500 l/h	2.9 - 120 psi 0.2 - 8 bar	0.1% - 0.9%	1000:1 - 111:1	3/4"	.05 - 5.95 gph .1892 - 22.5 l/h	BSPT Thread
571 Green 12500	0.088 - 11 gpm 20 - 2500 l/h	2.9 - 120 psi 0.2 - 8 bar	0.2% Fix	500:1	3/4"	.32 gph 5 l/h	BSPT Thread
570 / 571 2502 / 12502	0.088 - 11 gpm 20 - 2500 l/h	2.9 - 120 psi 0.2 - 8 bar	0.3 - 2%	333:1 - 50:1	3/4"	0.16 - 13.22 gph 0.6 - 50 l/h	BSPT Thread
572 / 573 2504 / 12504	0.13 - 11 gpm 30 - 2500 l/h	2.9 - 120 psi 0.2 - 8 bar	0.4 - 4%	250:1 - 25:1	3/4"	0.03 - 26.5 gph 0.12 - 100 l/h	BSPT Thread
574 / 575 2510 / 12510	0.22 - 11 gpm 50 - 2500 l/h	2.9 - 120 psi 0.2 - 8 bar	3 - 10%	33:1 - 10:1	3/4"	0.4 - 66.14 gph 1.5 - 250 l/h	BSPT Thread Optional foot valve
576IN / 577IN 2512IN / 12512IN	0.088 - 11 gpm 20 - 2500 l/h	2.9 - 120 psi 0.2 - 8 bar	0.3 - 2%	333:1 - 50:1	3/4"	0.03 - 13.22 gph 0.12 - 50 l/h	BSPT Internal Bypass
578IN / 579IN 2514IN / 12514IN	0.13 - 11 gpm 30 - 2500 l/h	2.9 - 120 psi 0.2 - 8 bar	0.4 - 4%	250:1 - 25:1	3/4"	0.1 - 26.5 gph 0.4 - 100 l/h	BSPT Internal Bypass
570PVDF	0.088 - 11 gpm 20 - 2500 l/h	2.9 - 120 psi 0.2 - 8 bar	0.3 - 2%	333:1 - 50:1	3/4"	0.03 - 13.22 gph 0.12 - 50 l/h	BSPT Thread
TF 5-001	0.88 - 22 gpm 0.2 - 5 m ³ /h	14.7 - 120 psi 1 - 8 bar	0.1 - 1%	1000:1 - 100:1	1"	0.053 - 13.2 gph 0.2 - 50 l/h	NPT External Male
TF 5-002	0.88 - 22 gpm 0.2 - 5 m ³ /h	14.7 - 120 psi 1 - 8 bar	0.2 - 2%	500:1 - 50:1	1"	0.1 - 26.5 gph 0.4 - 100 l/h	NPT External Male
TF 5-005	0.88 - 22 gpm 0.2 - 5 m ³ /h	14.7 - 120 psi 1 - 8 bar	1 - 5%	100:1 - 20:1	1"	0.53 - 66 gph 2 - 250 l/h	NPT External Male
TF 10-001	2 - 45 gpm 0.5 - 10 m ³ /h	14.7 - 120 psi 1 - 8 bar	0.1 - 1%	1000:1 - 100:1	1 1/2"	0.13 - 26.5 gph 0.5 - 100 l/h	NPT External Male
TF 10-002	2 - 45 gpm 0.5 - 10 m ³ /h	14.7 - 120 psi 1 - 8 bar	0.2 - 2%	500:1 - 50:1	1 1/2"	0.26 - 53 gph 1 - 200 l/h	NPT External Male
TF 10-005	2 - 45 gpm 0.5 - 10 m ³ /h	14.7 - 120 psi 1 - 8 bar	1 - 5%	100:1 - 20:1	1 1/2"	1.32 - 132.3 gph 5 - 500 l/h	NPT External Male
TF 25-001	9 - 110 gpm 2 - 25 m ³ /h	14.7 - 120 psi 1 - 8 bar	0.1 - 1%	1000:1 - 100:1	2"	0.53 - 66.14 gph 2 - 250 l/h	2" NPT
TF 25-002	9 - 110 gpm 2 - 25 m ³ /h	14.7 - 120 psi 1 - 8 bar	0.3 - 2.5%	333:1 - 40:1	2"	1.06 - 165.4 gph 4 - 625 l/h	2" NPT Male
TF 25-005	9 - 110 gpm 2 - 25 m ³ /h	14.7 - 120 psi 1 - 8 bar	1 - 5.5%	100:1 - 20:1	2"	5.3 - 364 gph 20 - 1375 l/h	2" NPT Male

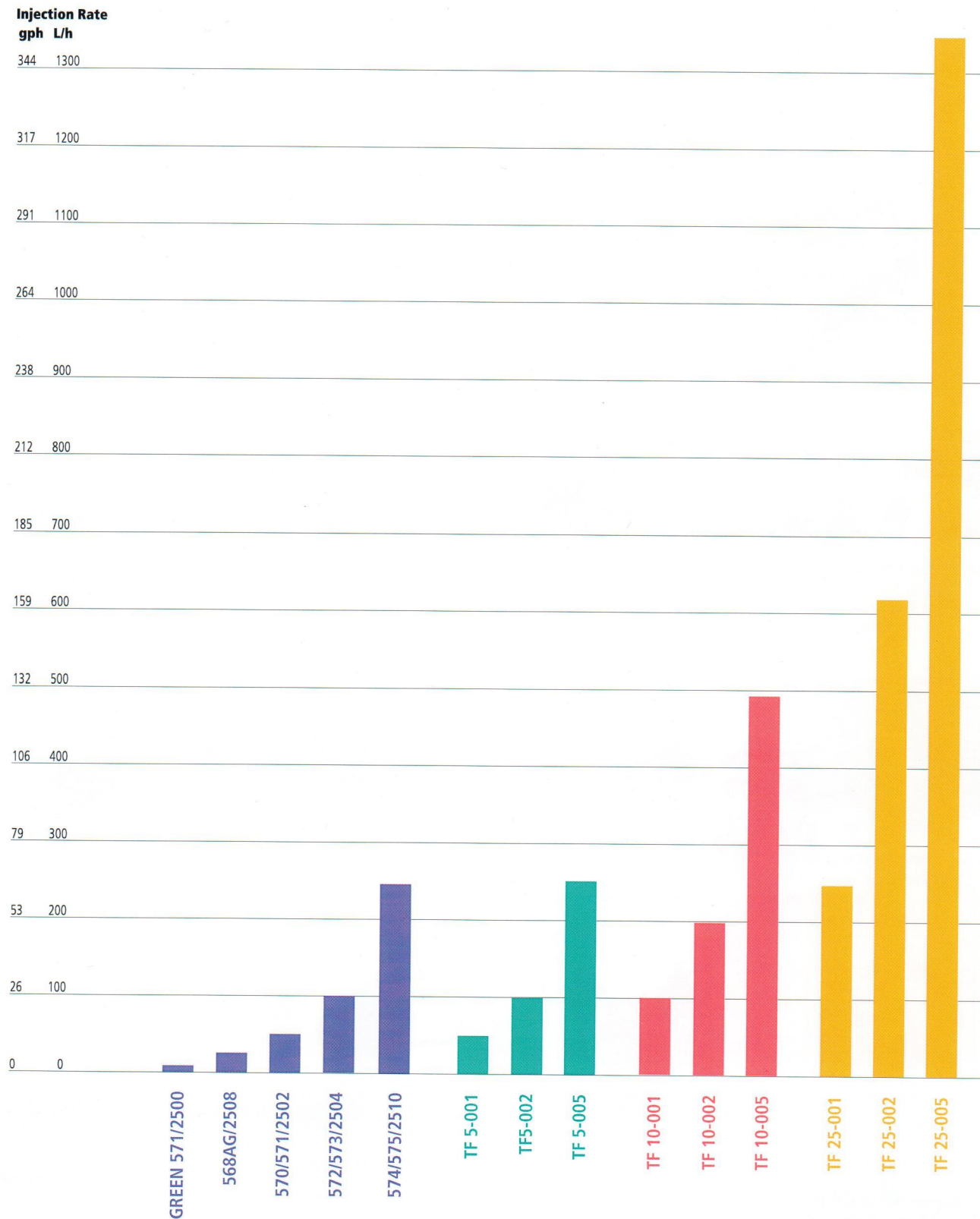


Pressure Loss Tables



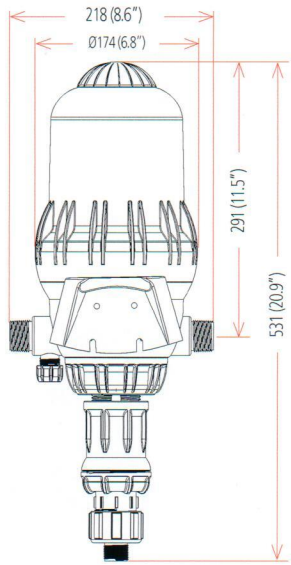


Max. injection rate per hour - MixRite Models

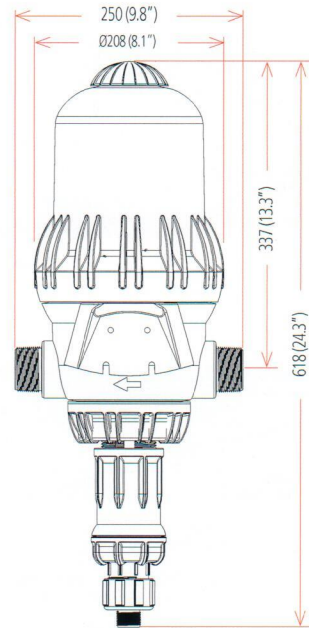




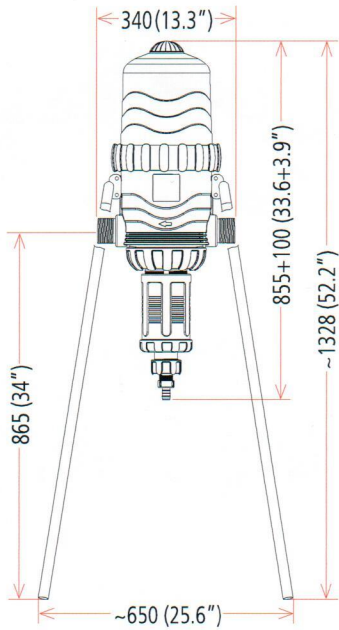
SPECIFICATIONS



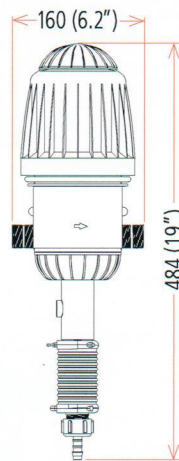
MixRite TF-5 Models



MixRite TF-10 Models



MixRite TF-25 Models



MixRite 3/4\"/>



Recommended Accessories



3/4" FlowGuard
Cat. No. 3822000002



3/4" Pressure Regulator



3/4" hydraulic Normally Closed valve
Cat. No. 3800000011



Suction foot valve
Cat. No. 38005728104



3/4" Fertiguard
Cat. No. 3822000001




Plastic Wall mounting bracket
cat no. 36030162765
For all 3/4 MixRite models



3/4" Static Pressure regulator
Cat. No. 38030200001



50-41-1 Strainer
200 Mesh (80 Micron)




Plastic wall mounting bracket and stand base
cat no. 36030162765
For MixRite TF5 & TF10 models



57-11-1 Tip kit for lean dilution ratios
750:1, 1000:1, 1500:1, 2000:1
Includes 4 metering tips, 8 ft. 1/4" vinyl hose and 1/4"x3/8" barb adapter



3/4" Anti siphon kit
Cat. No. 36073008002




3/4" Back flow preventor
Cat. No. 38030200004



Stainless Steel Wall mounting Bracket
Cat No. 3500000010
For models TF25




Stainless Wall bracket for spray and foam applications
For all 500 series




Manual ON/OFF Option



Hydraulic remote control ON/OFF Option



Electric remote control ON/OFF Option for all models DC (Specify model voltage)



Electric remote control ON/OFF Option for all models AC (Specify model voltage)



MixRite™

AGRICULTURE | GREENHOUSE | LANDSCAPE

No electricity needed, uses only water pressure to operate

Accurate proportioning regardless of water flow or pressure changes

Replaceable seals require no special tools and free seal kit included with each unit

UV resistant materials

Years of field use in a variety of conditions and applications



Efficient engine design results in minimal pressure loss

10% to 25% more flow than competitive models

Models for injection rates from .1% to 10% with water flow from .08-110 gpm

Models designed to withstand aggressive additives including PVDF models for strong acids and chlorine

FREELANCE LANDSCAPE MANAGEMENT

4465 W. Arby Ave.
Las Vegas, Nevada 89118
(702) 361-3322
flmnevada.com



10020 Big Bend BLVD, St. Louis, MO 63122, Tel: 314-966-3533
Fax: 314-965-8319 www.demaeng.com E-mail: sales@demaeng.com

